

Scaled data based on original data using  
LM-79-08 Approved Method: Electrical and Photometric Measurements of Solid-  
State Lighting Products

Test Report Prepared for  
Cooper Lighting Solutions  
(formerly Eaton)

Brand: INVUE

Report Number: P140465

Luminaire Tested: **EMM-F01-LED-E1-5WQ**

Issue Date: 03/03/2020

**Test Information**

Test Method: LM-79-08  
Report Number: P140465  
REPORT IS SCALED FROM IESNA LM-79-08 TEST DATA (P33687)  
Test Lab: INNOVATION CENTER-P3  
Issue Date: 03/03/2020  
Manufacturer: COOPER LIGHTING SOLUTIONS (FORMERLY EATON)  
Product Line: INVUE  
Catalog Number: EMM-F01-LED-E1-5WQ  
Description: EPIC MODERN MEDIUM DECORATIVE LED LUMINAIRE  
(1) LIGHTBARS WITH AccuLED OPTICS - TYPE 5 SQUARE WIDE  
Light Source: (7) 4000K CCT, 70 CRI LEDs  
Ballast/Driver: -

**Summary**

Lumens per Lamp: N/A  
Luminaire Lumens: 2466.1 lumens  
Efficiency: N/A  
Efficacy: 95.2 lumens/watt  
Luminous Opening: Rectangular (W 0.17' x L: 1' x H: 0')  
IES Classification: Type V - Short - Semi-Cutoff  
BUG Rating: B2 - U0 - G1

Input Watts (W): 25.9  
Input Voltage (V): NR  
Input Current (Ain): NR  
Voltage Rise (V): NR  
Power Factor: NR  
Total Harmonic Distortion (THDi): NR  
Frequency (hertz): 60  
Stabilization Time: NR  
Operation Time: NR  
Ambient Temperature (°C): NR  
Test Distance: 25 FT

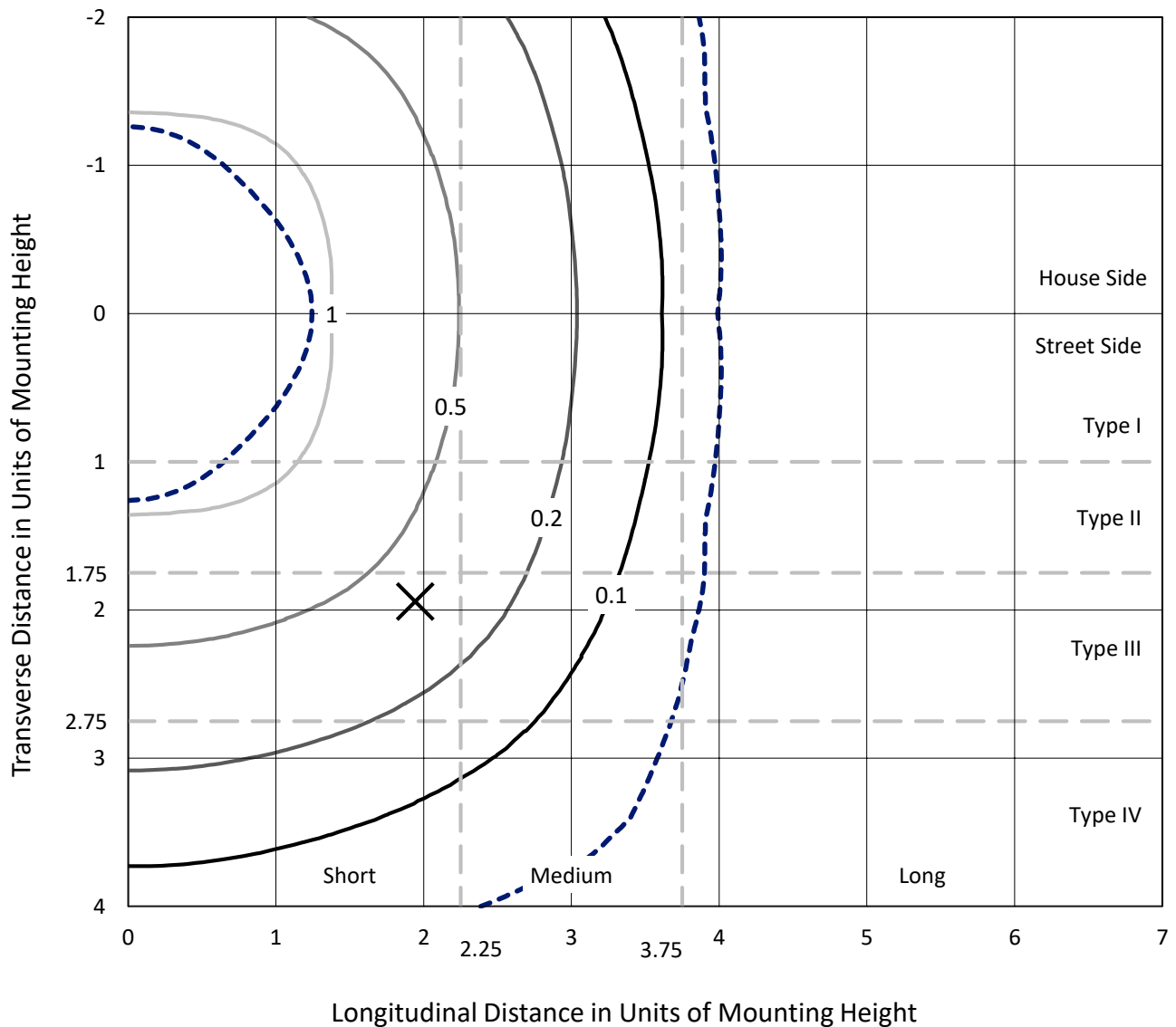


REPORT NUMBER: P140465

CATALOG NUMBER: EMM-F01-LED-E1-5WQ

### Iso-Footcandle Lines of Horizontal Illumination

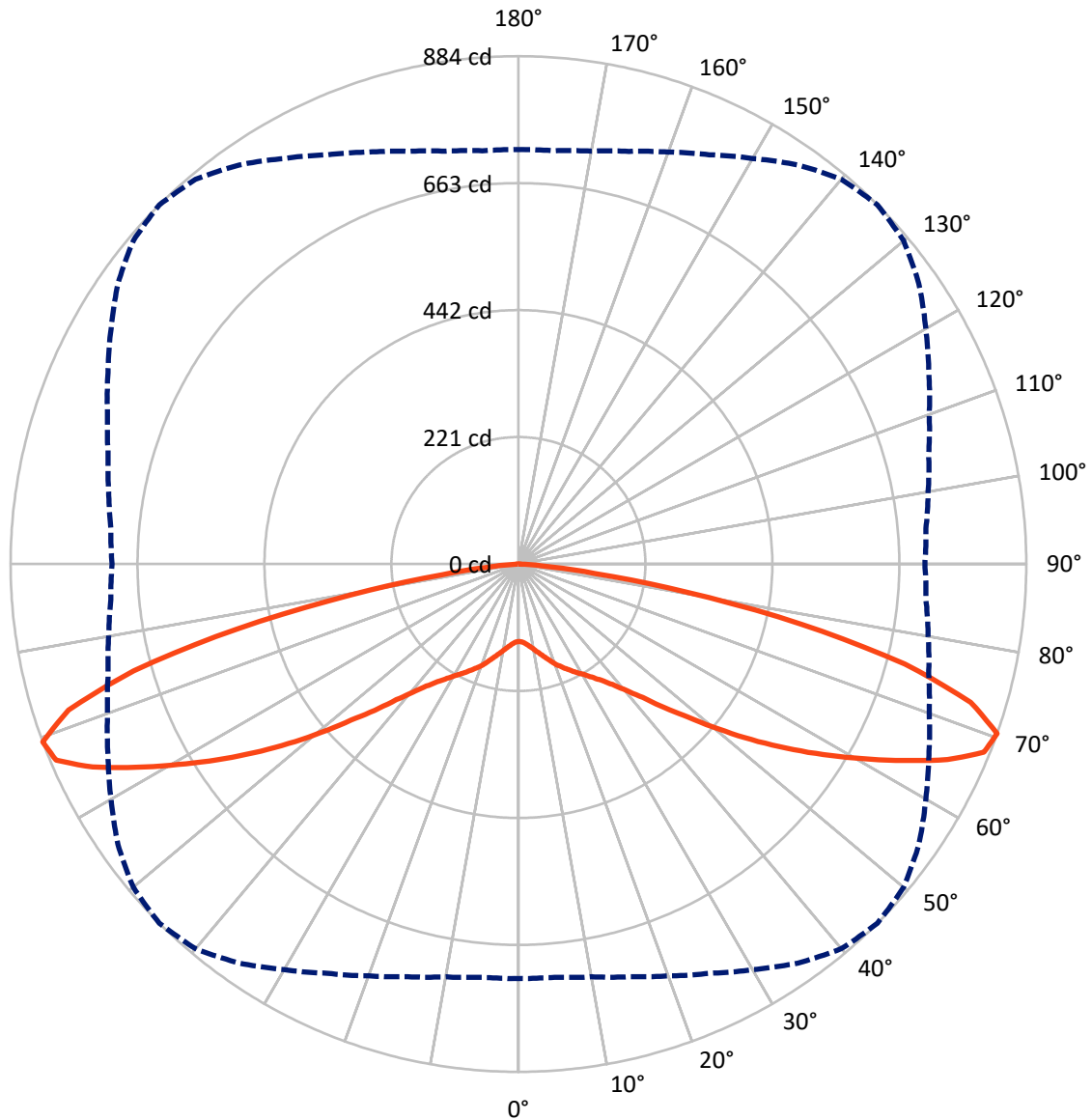
✕ Max cd  
 - - - 1/2 Max cd



Based on 10 foot mounting height. Maximum calculated value = 1.5 fc  
 Type V - Short - Semi-Cutoff

REPORT NUMBER: P140465  
CATALOG NUMBER: EMM-F01-LED-E1-5WQ

### Luminous Intensity Polar Plot



— Vertical Plane Through 45-Deg Lateral    - - - Horizontal Cone Through 70-Deg Vertical

REPORT NUMBER: P140465

CATALOG NUMBER: EMM-F01-LED-E1-5WQ

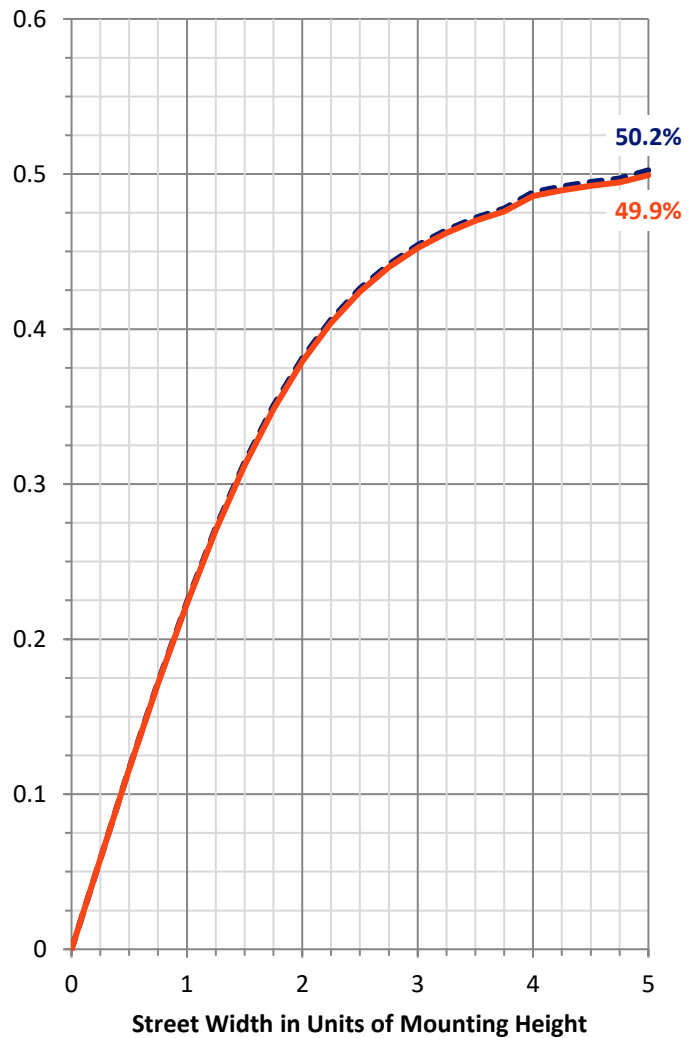
**FLUX DISTRIBUTION:**

		Downward	Upward	Total
<b>House Side</b>	Lumens	1233.1	0.0	1233.1
	% Fixture	50.0	0.0	50.0
<b>Street Side</b>	Lumens	1233.1	0.0	1233.1
	% Fixture	50.0	0.0	50.0
<b>Total</b>	Lumens	2466.1	0.0	2466.1
	% Fixture	100.0	0.0	100.0

**Coefficient of Utilization**

**ZONAL LUMENS:**

Zone	Lumens	% Fixture
0°-10°	13.7	0.6
10°-20°	47.8	1.9
20°-30°	93.8	3.8
30°-40°	155.3	6.3
40°-50°	271.8	11.0
50°-60°	484.8	19.7
60°-70°	748.4	30.3
70°-80°	592.4	24.0
80°-90°	58.3	2.4
90°-100°	0.0	0.0
100°-110°	0.0	0.0
110°-120°	0.0	0.0
120°-130°	0.0	0.0
130°-140°	0.0	0.0
140°-150°	0.0	0.0
150°-160°	0.0	0.0
160°-170°	0.0	0.0
170°-180°	0.0	0.0
0°-90°	2466.1	100.0
0°-180°	2466.1	100.0



--- HS    — SS

REPORT NUMBER: P140465

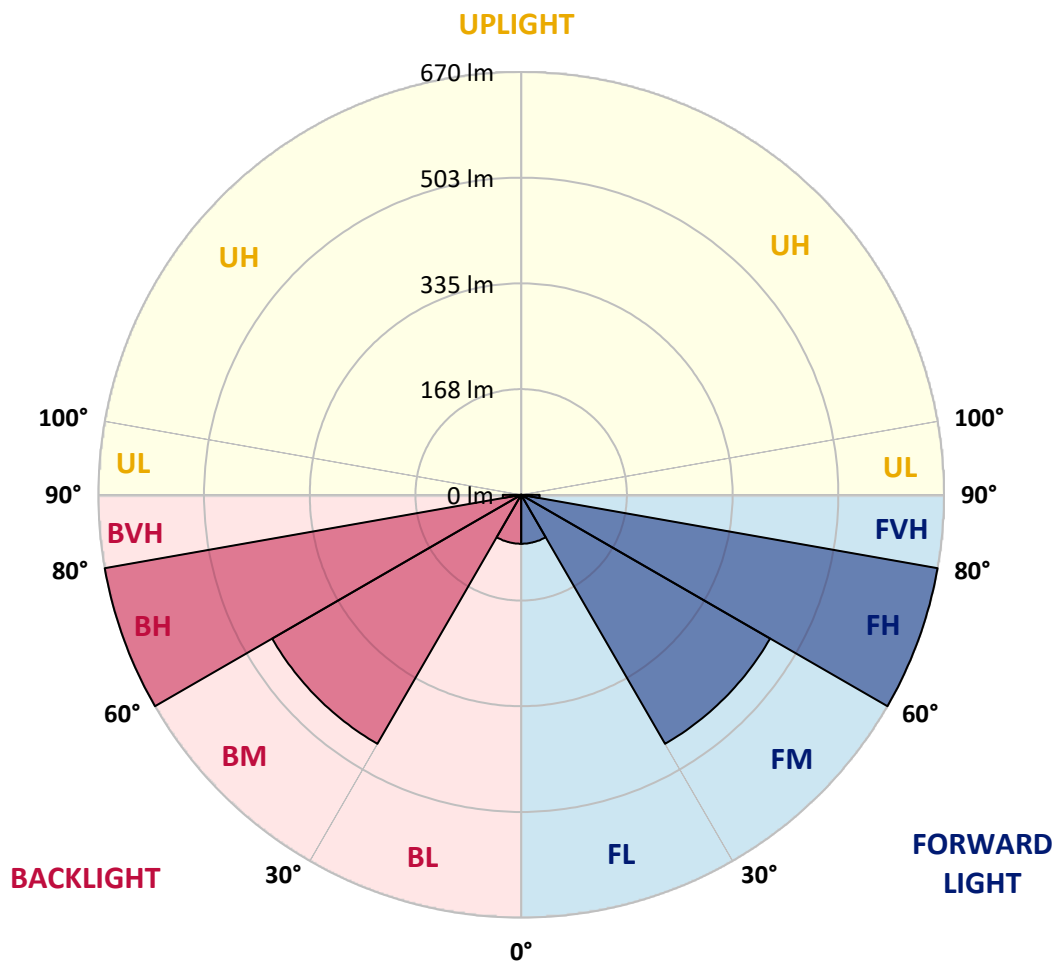
CATALOG NUMBER: EMM-F01-LED-E1-5WQ

**LUMINAIRE CLASSIFICATION SYSTEM LUMEN TABLE AND BUG RATING:**

Zone		Lumens	% Fixture	Zone Rating/Lumen Limit		
				B	U	G
FL	(0°-30°)	77.6	3.1			
FM	(30°-60°)	455.9	18.5			
FH	(60°-80°)	670.4	27.2			G1/1800
FVH	(80°-90°)	29.1	1.2			G1/100
BL	(0°-30°)	77.6	3.1	B0/110		
BM	(30°-60°)	455.9	18.5	B1/1000		
BH	(60°-80°)	670.4	27.2	B2/1000		G1/1800
BVH	(80°-90°)	29.1	1.2			G1/100
UL	(90°-100°)	0.0	0.0		U0/0	
UH	(100°-180°)	0.0	0.0		U0/0	

**BUG Rating: B2-U0-G1**

Type V Short





REPORT NUMBER: P140465

CATALOG NUMBER: EMM-F01-LED-E1-5WQ

**CANDELA DISTRIBUTION (FULL):**

	0°	5°	10°	15°	20°	25°	30°	35°	40°	45°	50°
0°	134.8	134.8	134.8	134.8	134.8	134.8	134.8	134.8	134.8	134.8	134.8
2.5°	136.5	136.5	136.2	136.2	136.2	136.2	135.9	135.9	136.2	135.9	135.9
5°	139.8	140.1	140.1	139.8	139.8	139.8	139.8	139.8	140.1	139.8	139.8
7.5°	144.7	145.0	145.0	144.7	144.7	144.7	144.7	144.7	145.0	145.0	144.5
10°	150.8	151.1	151.1	150.8	150.8	151.1	151.1	151.1	151.3	151.3	151.1
12.5°	158.0	158.2	158.5	158.2	158.5	158.5	158.8	159.1	159.1	159.1	158.5
15°	166.2	167.0	166.5	166.5	166.8	167.0	167.0	167.9	167.6	167.3	167.0
17.5°	175.8	175.6	175.6	175.8	176.1	175.8	176.1	176.9	176.7	176.4	176.1
20°	184.9	184.9	184.9	184.6	185.2	185.2	185.5	185.7	185.7	186.3	185.5
22.5°	193.7	193.7	193.4	193.4	194.0	194.0	194.5	195.1	195.1	195.1	194.5
25°	202.0	202.0	202.3	202.0	202.3	202.5	203.1	203.6	203.9	203.9	203.9
27.5°	209.4	210.2	210.0	210.2	210.8	211.3	211.9	212.7	213.3	213.5	212.7
30°	218.8	218.8	218.5	218.8	219.3	220.1	221.2	222.6	222.6	222.9	222.9
32.5°	228.7	228.9	228.4	228.9	229.8	230.9	232.0	233.1	233.6	234.7	234.4
35°	241.6	240.8	241.1	241.9	242.4	243.5	244.9	246.8	247.9	248.5	247.9
37.5°	256.5	256.2	256.7	256.7	258.7	259.8	262.2	263.9	264.7	266.1	265.5
40°	275.2	276.3	276.6	277.4	278.5	280.7	283.4	286.2	287.8	288.9	289.2
42.5°	300.5	301.0	299.9	303.0	306.0	307.4	310.7	314.5	317.0	317.8	318.1
45°	331.6	331.6	333.2	335.2	339.0	341.8	345.3	351.7	353.9	356.9	356.9
47.5°	368.7	369.8	369.8	374.2	377.3	382.8	389.6	394.9	399.6	398.2	402.9
50°	411.7	412.5	415.5	418.0	423.2	429.5	435.9	443.6	450.5	451.3	452.1
52.5°	456.5	457.6	460.1	465.9	472.2	479.4	490.9	497.5	504.1	507.7	507.1
55°	508.0	507.4	511.6	516.0	525.3	534.9	544.6	553.9	560.8	565.8	565.5
57.5°	561.9	563.8	568.5	574.0	582.0	590.5	602.1	611.4	622.7	625.7	621.3
60°	624.6	622.7	627.4	635.9	643.1	654.1	664.3	676.4	684.4	687.9	686.6
62.5°	688.8	687.1	690.7	701.7	710.2	718.2	732.2	745.4	752.1	753.4	751.0
65°	735.8	736.4	742.1	751.8	765.3	777.4	793.1	809.0	819.5	821.1	815.6
67.5°	746.8	747.9	755.9	768.3	785.1	805.2	828.6	852.2	870.1	874.0	866.0
70°	721.5	722.1	729.8	743.8	763.1	786.2	815.3	848.1	874.2	884.1	875.3
72.5°	669.5	671.7	678.0	689.9	705.0	727.8	755.9	785.1	810.9	823.6	823.6
75°	575.7	580.6	583.6	587.5	600.7	619.1	642.0	665.1	687.9	695.1	675.0
77.5°	410.8	402.6	404.5	426.0	422.9	443.9	469.2	485.7	506.0	503.0	474.1
80°	188.5	183.8	194.5	208.9	227.0	241.1	268.3	271.0	294.4	295.8	274.9
82.5°	37.7	39.6	47.3	58.3	72.6	88.3	102.6	114.7	130.7	133.7	124.1
85°	11.8	12.9	16.2	17.9	18.7	21.5	24.5	33.0	38.0	39.4	36.9
87.5°	2.5	3.9	6.3	7.2	7.4	7.2	7.2	6.9	5.5	4.4	5.2
90°	0.0	0.0	0.0	0.0	0.0	0.0	0.0	0.0	0.0	0.0	0.0



REPORT NUMBER: P140465

CATALOG NUMBER: EMM-F01-LED-E1-5WQ

**CANDELA DISTRIBUTION (continued):**

	55°	60°	65°	70°	75°	80°	85°	90°
0°	134.8	134.8	134.8	134.8	134.8	134.8	134.8	134.8
2.5°	135.7	135.7	135.9	135.9	135.9	135.7	135.4	135.7
5°	139.5	139.5	139.5	139.5	139.0	139.0	138.7	138.7
7.5°	144.5	144.2	144.2	143.9	143.6	143.6	143.4	143.6
10°	151.1	150.5	150.2	150.0	149.7	149.7	149.4	149.1
12.5°	158.2	158.0	157.7	157.1	156.8	156.3	156.3	156.3
15°	166.5	166.2	165.9	165.1	165.1	164.3	164.6	164.6
17.5°	175.6	175.0	174.2	173.9	173.6	172.8	172.8	172.8
20°	184.9	183.8	183.3	182.7	182.7	181.9	181.6	181.6
22.5°	194.0	192.9	191.8	191.2	190.7	190.4	189.9	189.6
25°	203.1	202.0	200.9	200.1	199.0	198.4	197.9	197.9
27.5°	212.2	211.1	209.4	208.3	207.2	206.1	205.6	205.8
30°	221.5	220.4	218.8	217.4	216.0	214.9	214.4	214.1
32.5°	233.3	232.0	230.0	228.7	226.2	225.1	224.5	224.8
35°	247.1	245.2	243.8	241.6	239.7	238.3	237.5	237.5
37.5°	264.7	263.1	261.7	259.5	256.7	255.1	254.0	254.8
40°	287.6	286.2	283.4	280.1	277.9	276.6	275.5	275.7
42.5°	316.7	314.0	311.5	309.6	306.3	304.3	301.3	302.4
45°	353.6	350.6	348.1	345.1	342.0	338.2	337.1	334.9
47.5°	398.2	396.0	390.5	387.7	383.9	378.4	375.6	373.4
50°	447.4	443.3	439.5	432.6	428.2	421.8	419.4	418.5
52.5°	503.0	496.1	489.8	483.5	474.7	468.6	463.7	464.8
55°	558.1	550.1	541.0	534.1	527.2	519.8	514.6	511.6
57.5°	616.1	607.3	597.7	587.8	582.0	573.2	569.9	568.2
60°	675.8	667.8	658.2	649.1	641.2	631.0	625.5	623.3
62.5°	741.9	730.9	719.3	708.0	699.2	691.8	686.0	682.2
65°	802.7	787.6	775.7	761.4	751.8	741.0	733.9	732.5
67.5°	848.1	824.7	804.1	785.6	770.8	757.6	748.5	744.9
70°	851.1	818.9	788.4	761.1	739.4	724.3	712.2	707.5
72.5°	792.2	752.3	711.1	684.4	661.2	640.3	631.8	629.9
75°	644.5	611.2	576.8	546.5	530.5	520.1	512.9	502.5
77.5°	447.7	417.2	398.7	364.9	358.8	350.3	343.1	336.3
80°	250.7	224.0	203.4	182.2	169.2	162.1	154.6	150.5
82.5°	112.5	92.5	73.5	57.0	47.1	37.1	27.8	29.4
85°	28.1	23.7	18.2	15.1	13.8	12.7	10.2	9.1
87.5°	5.2	5.0	4.4	4.4	4.7	3.9	2.2	1.9
90°	0.0	0.0	0.0	0.0	0.0	0.0	0.0	0.0

(END OF REPORT)